

FOR SALE / TO LET

Kingsway, Team Valley, Gateshead, NE11 0SU



KINGSWAY CENTRAL



Substantial detached warehouse/factory unit



7.03m eaves rising to 8.77m



Secure yard to the rear with loading access



Benefits from a 750 kva power supply



4,408 sq m (47,450 sq ft)



Undergone significant refurbishment

Description

The property has undergone a significant refurbishment programme to provide a modern open plan warehouse providing an eaves height 7.03m rising to 8.77m at the apex.

The property is of traditional steel portal frame construction with sheet profile cladding to the external and roof. The front elevation comprises a two storey brick built office block, complete with reception, canteen facilities and passenger lift to first floor. The property also benefits from a 750 kva power supply.

Externally, the unit benefits from a secure rear yard with loading access. Private car parking is available to the front of the property while there are additional dedicated spaces available adjacent to the site.



Accommodation


The property has been measured in accordance with the RICS Code of Measuring Practice (6th Edition) as follows:


	SQ M	SQ FT
Warehouse	3,636	39,146
GF Office	386	4,152
FF Office	386	4,152
Total GIA	4,408	47,450




Location

The premises are located just off Sixth Avenue which connects Dukesway and Kingsway, one of the main thoroughfares through Team Valley Trading Estate. Team Valley is the North East Premier industrial location, approximately 3 miles to the south of Newcastle City Centre and 1 mile south west of Gateshead town centre. The estate benefits from direct access from two junctions off the A1 (M) motorway.

 ROAD	
Tyne Tunnel	10 miles
Newcastle Upon Tyne	4.5 miles
Sunderland	11.8 miles
Teesside	37.5 miles

 AIR	
Newcastle International Airport	11.7 miles
Teesside International Airport	33.5 miles

 SEA	
Port of Tyne	9.8 miles
Teesport	43.8 miles





Terms

The property is available for sale on a long leasehold basis or via a new FRI lease for a term of years to be agreed.



Rent £275,000 per annum.
Price £3.5M



Rateable Value

The Rateable Value is currently being reassessed.



EPC

The property has an EPC Rating of B29. A copy of the EPC is available on request.



VAT

All figures quoted are exclusive of VAT where chargeable.



Legal Costs

Each party to bear their own legal costs.



Richard Scott

+44 (0) 191 245 3012
+44 (0) 7787 697 757
richard@htare.co.uk

Nick Atkinson

+44 (0) 191 245 3011
+44 (0) 7950 319 060
richard@htare.co.uk



James E F Pain

+44 (0) 191 229 9517
+44 (0) 7841 871 710
james.pain@frewpain.co.uk



IMPORTANT NOTICE

Maps are reproduced from the Ordnance Survey Map with the permission of the Controller of H.M. Stationery Office. © Crown copyright licence number 100022432 Savills (UK) Ltd, published for the purposes of identification only and although believed to be correct accuracy is not guaranteed. Savills, their clients and any joint agents give notice that: 1. They are not authorised to make or give any representations or warranties in relation to the property either here or elsewhere, either on their own behalf or on behalf of their client or otherwise. They assume no responsibility for any statement that may be made in these particulars. These particulars do not form part of any offer or contract and must not be relied upon as statements or representations of fact. 2. Any areas, measurements or distances are approximate. The text, photographs and plans are for guidance only and are not necessarily comprehensive. It should not be assumed that the property has all necessary planning, building regulation or other consents and Savills have not tested any services, equipment or facilities. Purchasers must satisfy themselves by inspection or otherwise.

December 25